

DHM54T31-MR

395-420W

High efficiency monocrystalline module

- Using 182 multi bus bar efficient monocrystalline silicon cells, the output power reaches 420W with a conversion efficiency reaching 21.51%
- Compact dimensions with less than 2 square meters for easy installation.
- Weighing 21.5 kg it can be easily carried by one person
- Fully automatic production line with full quality inspection to ensure product assurance.
- The Components are resisting wind loads of 2400pa and snow loads of 5400paa

DAHAI SOLAR is a renewable energy enterprise founded in 2011 , with 5GW high efficiency solar module production capacity, 10GW silicon production capacity. Adhering to the brand concept of "new energy, new world", Dahai solar has always been committed to doing a stand out in the photovoltaic industry, transforming light with ingenuity and provide green energy to everybody.

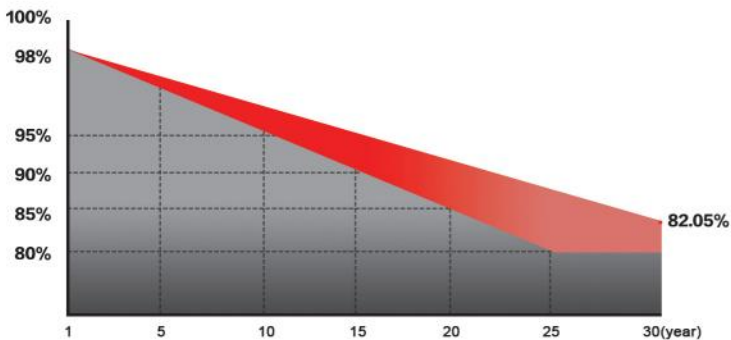
30
YEARS

**30YEAR LINEARITY
POWER
OUTPUT WARRANTY**


25
YEARS

**25 YEARS OF EXCELLENT
PRODUCTS MATERIAL
AND PROCESS WARRANTY**

30 YEAR EXCESS LINEAR POWER OUTPUT WARRANTY



The power attenuation shall not exceed 2% in the first year and 0.55% in the following years.



COMPLETE QUALITY MANAGEMENT SYSTEM AND PRODUCT CERTIFICATION



IEC 61215, IEC 61730
 ISO 9001:Quality Management System
 ISO 14001:Environmental Management System
 ISO 45001:Occupational Health And Safety Management System

Maximum efficiency

Power tolerance

Highest component conversion efficiency

First year attenuation

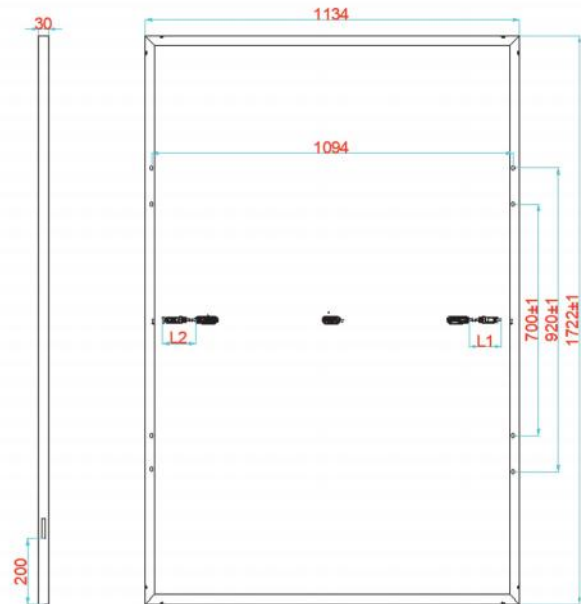
Decay over the years

420W
0~+5W
21.51%
≤ 2.0%
≤ 0.55%
MECHANICAL PROPERTIES

Battery type	Monocrystalline
Component weight	21.5kg
Component Size	1722×1134×30mm
Number of Cells	108(6×18)
Cable cross-sectional area	4mm ²
Junction Box	IP68, 3 diodes
Connector	MC4-EVO2
Packaging information	36 pieces/pallet 936 pieces /40 'container

WORKING PARAMETERS

Maximum system voltage	1500V DC
Operating temperature	-40°C~+85°C
Maximum fuse current rating	25A
Maximum static load, front	5400pa
Maximum static load,back side	2400pa
nominal battery operating temperature	45±2°C
Application Level	classA


TEMPERATURE CHARACTERISTICS

Power	-0.350%/°C
Open circuit voltage	-0.274%/°C
Short-circuit current	0.044%/°C

ELECTRICAL PERFORMANCE PARAMETERS UNDER STC

Modle	DHM54T31 -395/MR	DHM54T31 -400/MR	DHM54T31 -405/MR	DHM54T31 -410/MR	DHM54T31 -415/MR	DHM54T31 -420/MR
Maximum power (W)	395	400	405	410	415	420
Voltage at maximum power point (VMP/V)	30.71	31.01	31.31	31.60	31.89	32.15
Current at maximum power point (IMP/A)	12.86	12.90	12.94	12.97	13.01	13.06
Open circuit voltage (VOC/V)	36.72	37.02	37.24	37.50	37.73	37.98
Short circuit current (ISC/A)	13.67	13.75	13.81	13.88	13.95	13.99
Component efficiency [%]	20.23%	20.48%	20.74%	21.00%	21.25%	21.51%
Power tolerance (W)	0~+5					
Standard test environment	Irradiance 1000W/m ² ,cell temperature 25°C,spectrum AM1.5					

Note:Due to continuous innovation, research and product upgrading, the parameters in this specification are not just a component, but can only be used for comparison between different types.

ELECTRICAL PERFORMANCE PARAMETERS UNDER NOCT

Modle	DHM54T31 -395/MR	DHM54T31 -400/MR	DHM54T31 -405/MR	DHM54T31 -410/MR	DHM54T31 -415/MR	DHM54T31 -420/MR
Maximum power (W)	294	298	301	305	309	312
Voltage at maximum power point (Vmp)[V]	28.99	29.29	29.60	29.88	30.15	30.43
Current at maximum power point (Imp)[A]	10.14	10.16	10.18	10.21	10.24	10.27
Open circuit voltage (Voc)[V]	34.94	35.14	35.35	35.55	35.85	36.15
Short circuit current (Isc)[A]	11.43	11.50	11.58	11.65	11.71	11.77
Nominal cell operating temperature(NOCT)	Irradiance800W/m ² , ambient temperature20°C, spectrum AM1.5G, wind speed 1m/s					